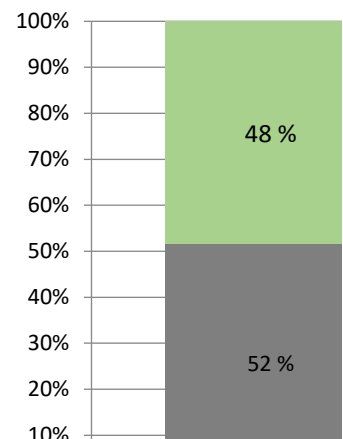
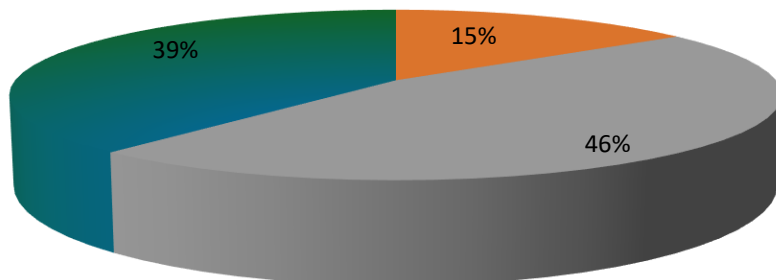
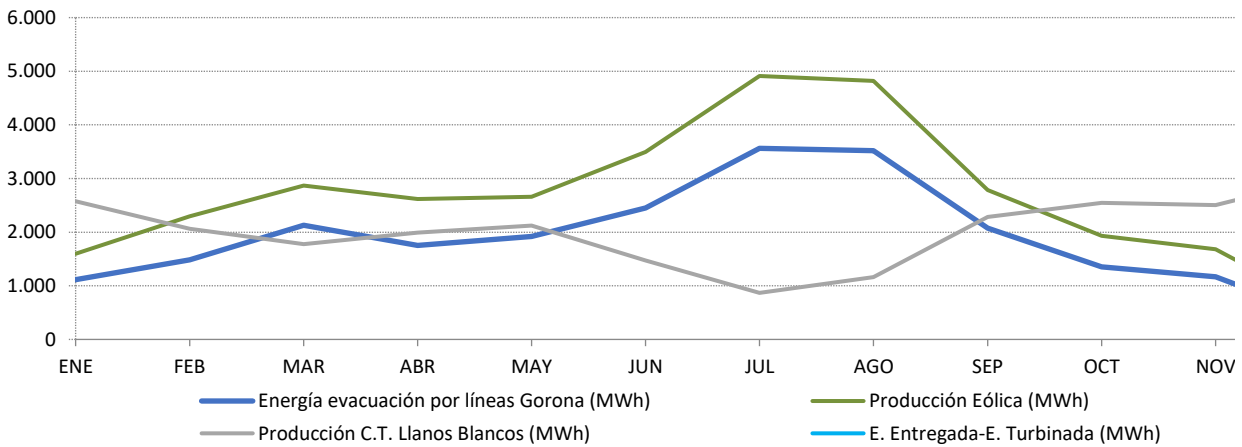


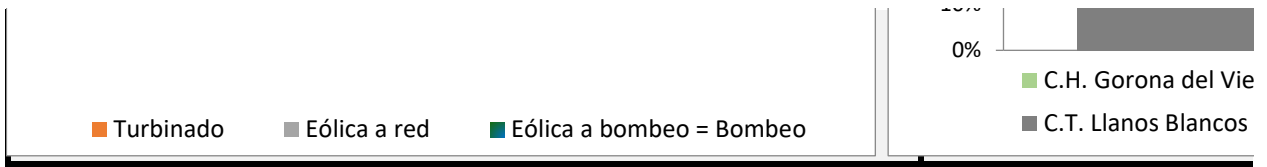
GRUPOS	POT. NOM. (MW)	PROD. BRUTA (MWh)	CONSUMO EN GENERACIÓN		PROD. NETA (MWh)	CONSUMO EN PARADA (MWh)
			(MWh)	(%)		
Eólico 1	2,300	6.065,596	70,699	1,2	5.994,897	9,051
Eólico 2	2,300	6.028,496	71,794	1,2	5.956,703	5,699
Eólico 3	2,300	6.622,739	78,352	1,2	6.544,387	7,728
Eólico 4	2,300	6.630,084	78,187	1,2	6.551,897	5,700
Eólico 5	2,300	7.240,210	85,455	1,2	7.154,755	5,157
Total Eólica	11,500	32.587,125	384,486	1,2	32.202,639	33,335
Turbina 1	2,830	148,422	62,718	42,3	88,311	89,344
Turbina 2	2,830	1.109,369	146,949	13,2	962,420	146,339
Turbina 3	2,830	2.197,877	218,576	9,9	1.979,301	100,205
Turbina 4	2,830	3.031,813	325,150	10,7	2.706,663	32,002
Total Turbinas	11,320	6.490,088	753,393	11,6	5.736,695	367,890
Bombeos	6,800					
CENTRAL	22,820	39.077,213	1.137,879	2,9	37.939,334	401,225

BOMBEO

Nombre	Pot. Nom. (MW)	Cons. Bombeo (MWh)	Nombre	Volúmen nominal (dam3)
Trafo 1	3,400	5.861,672	Balsa Superior	380,000
Trafo 2	3,400	8.821,475	Balsa Inferior	150,000
Total Bombeo	6,800	14.683,147	Total	530,000



INTERNAL



ARTE DE PRODUCCIÓN - GORONA DEL VIENTO

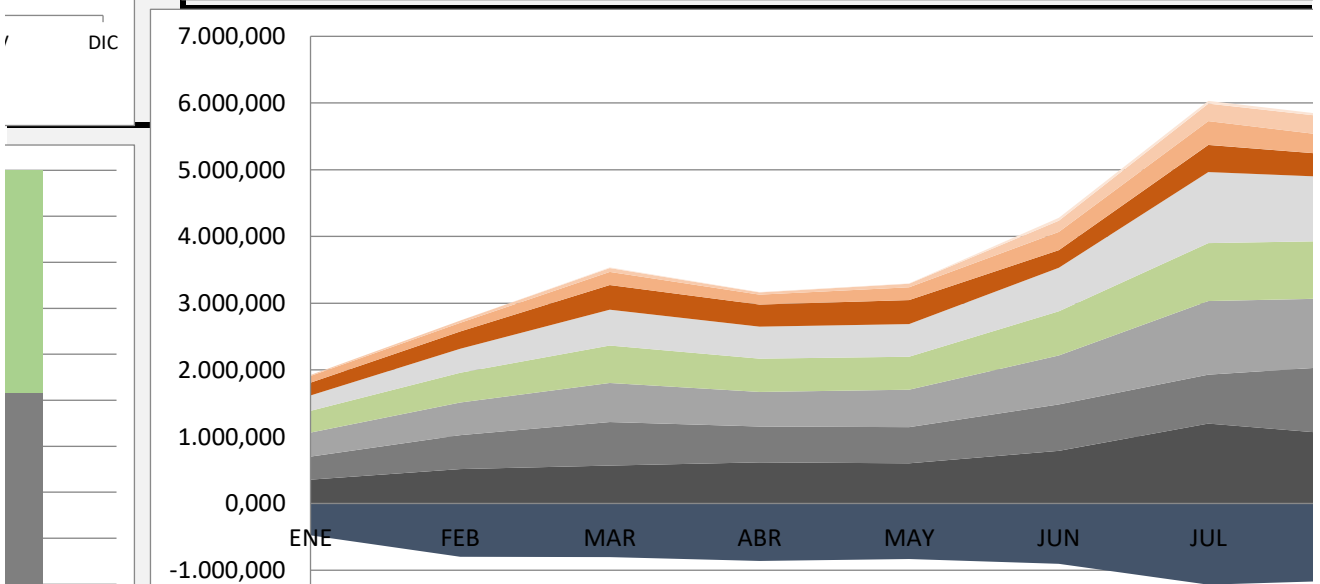
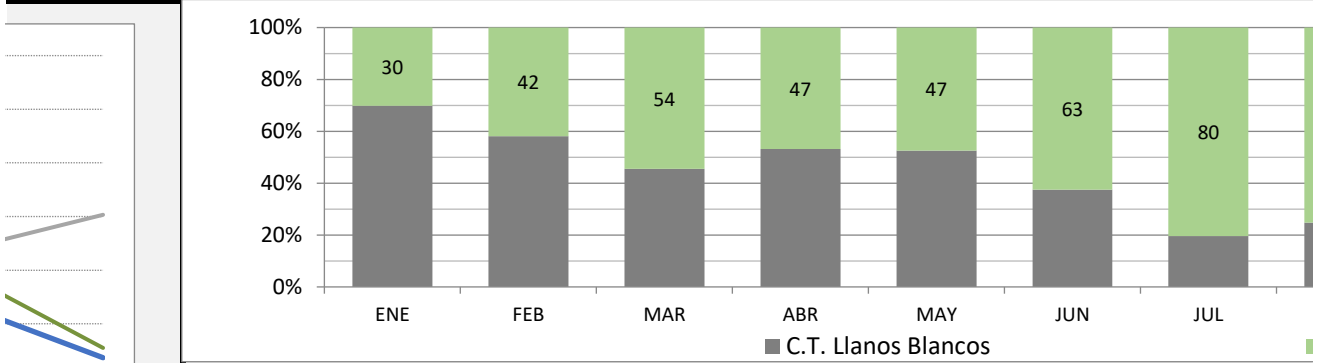
DATOS ACUMULADOS AL AÑO

HIDROEOLICA GORONA DEL VIENTO

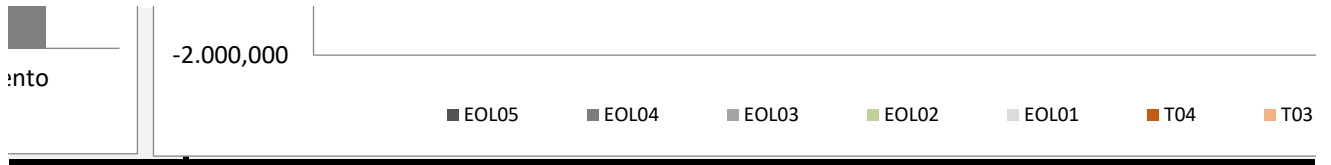
CONSUMO EN BOMBEO (MWh)	SALDO FRONTERA (MWh)	REAJUSTE (NETA-CONS. PARADA-CONS. BOMBEO-SALDO FRONTERA)		CARGA MÁX. (kW)	CARGA MEDIA (%)	HORAS FUNCIONANDO (Hora)
		(MWh)	(%)			
				2	31,5	
				2	30,7	
				2	33,6	
				2	34,2	
				2	36,9	
				2	9,1	
				3	17,0	
				3	18,6	
				3	18,6	
14.683,147						
14.683,147	22.880,844	-25,883	-0,9			

DEPÓSITOS

Volúmen mínimo (dam3)	Volúmen mínimo (%)	Volúmen Real (dam3)	V. Real (%)	V. Req (Dm3)
31,180	8,21	79,849	21,01	
5,830	3,89	120,601	80,40	
37,010	6,98	200,450	37,82	180,000



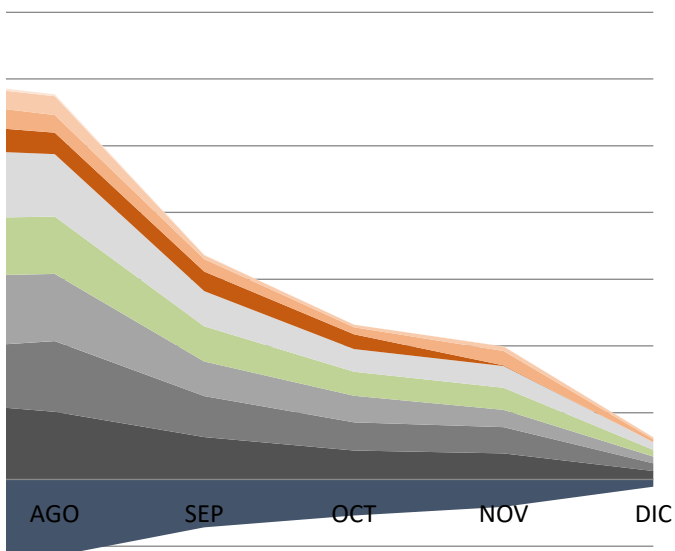
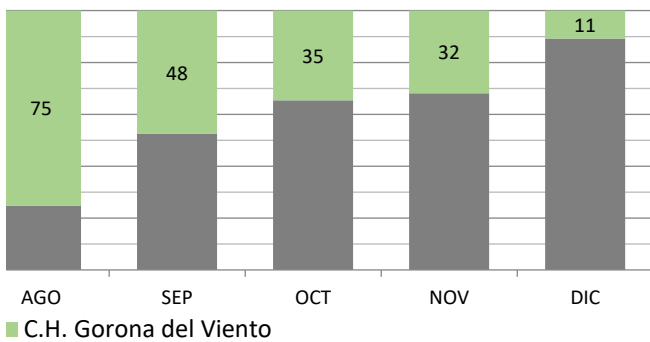
INTERNAL



VIERNES**31 de diciembre de 2021**

AS NAM.	HORAS DE VIDA	HORAS UTIL. (centes.)	Nº de Acoples
s)			
8.372,0	71.764	2.637,2	14
8.550,8	68.990	2.621,1	22
8.577,8	70.837	2.879,5	23
8.437,3	71.432	2.882,6	28
8.521,2	71.904	3.147,9	20
		2.833,7	107
587,4	7.967	53,4	782
2.307,0	18.739	392,0	963
4.168,7	35.125	776,6	392
5.770,8	36.215	1.071,3	115
		573,3	2.252
		1.712,4	2.359

V. Req (%)	PÉRD./GAN. (dam3)	REPOSICIÓN (dam3)
	14,648	50,473
	-1,999	0,000
111,36	12,649	50,473



■ T02

■ T01

■ BBO1

■ BBO2
